

Vercors Bike Expériences 2026

Classement scratch

Rang	Dos.	Nom	Temps Cumulé	Ecart	SP1	SP2	SP3
U11 F							
1.	52	COLOMBE Maïa	05:55.8	+1:03.5	2:35.3 (34)	1:29.1 (33)	1:51.4 (39)
2.	53	GAUTIER Éléonore	06:18.0	+1:25.7	2:46.4 (48)	1:33.4 (43)	1:58.2 (51)
3.	57	MÉRIGUET Elèna	06:28.3	+1:36.0	2:47.5 (49)	1:35.6 (51)	2:05.2 (57)
4.	54	MANDULA Suzanne	06:52.7	+2:00.4	3:01.1 (63)	1:40.2 (57)	2:11.4 (63)
5.	58	HADJOU DJ Keyna	07:06.8	+2:14.5	3:18.6 (78)	1:43.6 (61)	2:04.6 (56)
6.	55	PONÇON Anouk	08:45.3	+3:53.0	3:48.5 (87)	2:02.8 (81)	2:54.0 (85)
DNF	56	PAULHAC Meije	03:47.3		3:47.3 (85)		

Vercors Bike Expériences 2026

Classement scratch

Rang	Dos.	Nom	Temps Cumulé	Ecart	SP1	SP2	SP3
U11 G							
1.	59	SERGENT Tom	05:24.1	+31.8	2:23.5 (15)	1:21.6 (19)	1:39.0 (19)
2.	76	PLASSOT Simon	05:24.2	+31.9	2:24.3 (17)	1:20.4 (14)	1:39.5 (20)
3.	60	TEXIER Enzo	05:38.6	+46.3	2:30.2 (24)	1:24.7 (24)	1:43.7 (26)
4.	84	DUCRET DIENNAZ Yleo	05:46.6	+54.3	2:35.9 (35)	1:24.6 (23)	1:46.1 (30)
5.	61	IMBERT Emile	05:56.1	+1:03.8	2:33.9 (31)	1:32.4 (39)	1:49.8 (36)
6.	78	ROCHAS Johann	06:01.1	+1:08.8	2:32.7 (28)	1:40.1 (56)	1:48.3 (34)
7.	88	DECORZENT Théo	06:01.9	+1:09.6	2:43.2 (44)	1:30.9 (35)	1:47.8 (33)
8.	63	HENRY Jules	06:04.9	+1:12.6	2:39.4 (39)	1:34.1 (44)	1:51.4 (40)
9.	62	SERVANT Matteï	06:06.6	+1:14.3	2:43.7 (45)	1:31.8 (36)	1:51.1 (38)
10.	77	FOUILLAND-RUSTIQUE Marceau	06:10.3	+1:18.0	2:28.9 (22)	2:02.9 (82)	1:38.5 (17)
11.	83	MONJO Kieran	06:10.9	+1:18.6	2:40.2 (41)	1:34.7 (47)	1:56.0 (45)
12.	64	COLIN GAGNEUR Gaston	06:19.7	+1:27.4	2:50.2 (52)	1:34.7 (46)	1:54.8 (42)
13.	66	BARRIONUEVO Viscusocésar	06:34.3	+1:42.0	2:55.4 (57)	1:36.7 (52)	2:02.2 (54)
14.	69	MARGOTTO Jules	06:35.9	+1:43.6	3:06.3 (64)	1:34.2 (45)	1:55.4 (44)
15.	65	MISITI Thomas	06:44.1	+1:51.8	2:57.8 (60)	1:40.7 (59)	2:05.6 (59)
16.	80	DÉPLANTES Léo	06:45.8	+1:53.5	2:53.1 (55)	1:42.3 (60)	2:10.4 (62)
17.	90	GUERRIERO Gaspar	07:05.5	+2:13.2	2:59.9 (61)	1:48.7 (67)	2:16.9 (68)
18.	72	BAYART Achille	07:07.1	+2:14.8	2:52.9 (54)	1:58.3 (79)	2:15.9 (67)
19.	87	BALME-BLANCHON Gabin	07:13.4	+2:21.1	3:08.0 (66)	1:44.5 (62)	2:20.9 (70)
20.	68	IMBERT Abel	07:16.9	+2:24.6	3:13.1 (71)	1:51.2 (71)	2:12.6 (64)
21.	73	MOREAU Eliott	07:21.3	+2:29.0	3:13.7 (73)	1:45.9 (64)	2:21.7 (72)
22.	89	FEBRE Carl	07:26.3	+2:34.0	3:21.8 (81)	1:47.3 (65)	2:17.2 (69)
23.	75	COMTE Louis	07:29.3	+2:37.0	3:12.8 (70)	1:48.2 (66)	2:28.3 (76)
24.	82	FAVE POURCHAIRE Florentin	07:31.3	+2:39.0	3:13.2 (72)	1:50.1 (69)	2:28.0 (75)
25.	71	CHALANT-BARBIER Tom	07:33.8	+2:41.5	3:19.2 (79)	1:50.4 (70)	2:24.2 (73)
26.	67	GARCIA Adrien	07:35.4	+2:43.1	3:14.7 (75)	1:52.2 (72)	2:28.5 (77)
27.	74	VAUDAUX Léon	07:43.8	+2:51.5	3:17.9 (77)	1:57.3 (78)	2:28.6 (78)
28.	70	CHOL Gabin	07:58.3	+3:06.0	3:24.8 (83)	1:57.2 (77)	2:36.3 (82)
29.	86	ARENA Elio	08:48.7	+3:56.4	3:48.4 (86)	2:13.3 (83)	2:47.0 (83)
30.	81	CHARRA Léonid	13:03.8	+8:11.5	2:55.6 (58)	7:46.7 (86)	2:21.5 (71)
DNF	79	BIARD Arthur	03:21.3		3:21.3 (80)		

Vercors Bike Expériences 2026

Classement scratch

Rang	Dos.	Nom	Temps Cumulé	Ecart	SP1	SP2	SP3
U13 F							
1.	51	DROUHET Thaïs	06:31.1	+1:38.8	3:00.2 (62)	1:33.1 (42)	1:57.8 (49)
2.	50	DESAUNAY Sasha	06:56.9	+2:04.6	2:39.9 (40)	2:20.0 (84)	1:57.0 (47)






Vercors Bike Expériences 2026

Classement scratch

Rang	Dos.	Nom	Temps Cumulé	Ecart	SP1	SP2	SP3
U13 G							
1.	91	JEUNOT DEFORGE Rafael	04:52.3	--	2:10.2 (1)	1:14.1 (2)	1:28.0 (2)
2.	94	PERNIN Ethan	04:57.7	+05.4	2:11.1 (2)	1:14.6 (3)	1:32.0 (3)
3.	92	PETIT Leon	05:00.1	+07.8	2:11.4 (3)	1:13.3 (1)	1:35.4 (11)
4.	98	ROBBINS Conrad	05:01.0	+08.7	2:16.8 (9)	1:16.4 (4)	1:27.8 (1)
5.	126	NOUVEAU Milo	05:03.9	+11.6	2:14.0 (5)	1:17.3 (5)	1:32.6 (5)
6.	93	MISITI Alexis	05:05.3	+13.0	2:13.6 (4)	1:17.5 (6)	1:34.2 (8)
7.	120	NOUISER Kilian	05:06.3	+14.0	2:16.4 (7)	1:17.6 (7)	1:32.3 (4)
8.	96	LENGLART Melvin	05:07.7	+15.4	2:16.7 (8)	1:18.3 (9)	1:32.7 (6)
9.	97	PORTMANN Ethan	05:09.0	+16.7	2:17.3 (10)	1:17.8 (8)	1:33.9 (7)
10.	99	LACROIX Lubin	05:12.8	+20.5	2:16.1 (6)	1:21.6 (20)	1:35.1 (10)
11.	95	PAILLOT Valentin	05:16.9	+24.6	2:20.4 (12)	1:20.7 (15)	1:35.8 (13)
12.	101	MAURER Auguste	05:18.9	+26.6	2:23.9 (16)	1:20.2 (13)	1:34.8 (9)
13.	100	CAMPOS PELLIZZARI Diégo	05:19.2	+26.9	2:22.9 (14)	1:20.9 (16)	1:35.4 (12)
14.	104	COLIN GAGNEUR Marius	05:20.1	+27.8	2:21.1 (13)	1:22.0 (21)	1:37.0 (15)
15.	131	PEYRET Louka	05:21.3	+29.0	2:24.4 (18)	1:20.0 (12)	1:36.9 (14)
16.	108	BALME Marley	05:23.9	+31.6	2:25.1 (19)	1:21.3 (17)	1:37.5 (16)
17.	137	ECONOMEDES Sonny	05:25.2	+32.9	2:25.2 (21)	1:21.5 (18)	1:38.5 (18)
18.	124	BOITIER Antoine	05:25.4	+33.1	2:19.2 (11)	1:20.0 (11)	1:46.2 (31)
19.	106	BOISSON Jean	05:31.4	+39.1	2:25.2 (20)	1:25.6 (26)	1:40.6 (22)
20.	110	HENOUX-FERRARI Augustin	05:38.7	+46.4	2:28.9 (23)	1:26.1 (28)	1:43.7 (27)
21.	103	RONCATO TOUNSI Felice	05:39.4	+47.1	2:33.6 (30)	1:23.0 (22)	1:42.8 (23)
22.	125	BRENTERCH Thibaud	05:40.8	+48.5	2:32.5 (27)	1:24.9 (25)	1:43.4 (25)
23.	105	BOUVARD Pierre	05:42.5	+50.2	2:32.3 (26)	1:26.8 (29)	1:43.4 (24)
24.	128	MIRAT Alexis	05:43.1	+50.8	2:33.4 (29)	1:26.0 (27)	1:43.7 (28)
25.	109	LAFFONT Adrien	05:44.5	+52.2	2:31.4 (25)	1:27.7 (30)	1:45.4 (29)
26.	121	DANVIN Timéo	05:54.6	+1:02.3	2:38.3 (38)	1:28.0 (32)	1:48.3 (35)
27.	130	SANCHEZ Yoni	05:59.4	+1:07.1	2:40.3 (43)	1:32.2 (38)	1:46.9 (32)
28.	107	LEGRAND Soren	06:01.1	+1:08.8	2:34.9 (32)	1:32.4 (40)	1:53.8 (41)
29.	135	EYMERY Mathis	06:03.0	+1:10.7	2:44.5 (46)	1:27.7 (31)	1:50.8 (37)
30.	112	DEMETRIO Noé	06:04.5	+1:12.2	2:34.9 (33)	1:33.0 (41)	1:56.6 (46)
31.	123	UTILLE-GRAND Lucas	06:06.1	+1:13.8	2:36.7 (36)	1:32.1 (37)	1:57.3 (48)
32.	102	BARRACHIN Baptiste	06:07.6	+1:15.3	3:07.8 (65)	1:19.8 (10)	1:40.0 (21)
33.	116	TAHIRY HARIVONY Liam	06:14.7	+1:22.4	2:44.8 (47)	1:34.8 (48)	1:55.1 (43)
34.	119	GUILLET BUFFIERES Oskar	06:17.0	+1:24.7	2:37.6 (37)	1:30.8 (34)	2:08.6 (60)
35.	129	FETTER Aaron	06:22.9	+1:30.6	2:47.9 (51)	1:35.4 (49)	1:59.6 (52)
36.	114	JIMENEZ Jules	06:23.3	+1:31.0	2:40.3 (42)	1:37.5 (54)	2:05.5 (58)
37.	113	JEANNOT PICOT Maë	06:26.5	+1:34.2	2:47.7 (50)	1:37.9 (55)	2:00.9 (53)
38.	134	VAUDAUX Lubin	06:29.3	+1:37.0	2:51.3 (53)	1:35.5 (50)	2:02.5 (55)
39.	111	BONNAZ Simon	06:31.5	+1:39.2	2:56.8 (59)	1:36.8 (53)	1:57.9 (50)
40.	115	RIVIERI Léo	06:53.6	+2:01.3	2:54.5 (56)	1:44.7 (63)	2:14.4 (66)
41.	136	GENDROT Hugo	07:05.2	+2:12.9	3:15.5 (76)	1:40.5 (58)	2:09.2 (61)
42.	138	GRAU-GLENAT Aaron	07:24.6	+2:32.3	3:22.1 (82)	1:48.7 (68)	2:13.8 (65)
43.	117	PELISSON Victor	07:33.6	+2:41.3	3:12.3 (69)	1:54.3 (76)	2:27.0 (74)
44.	127	SAADE Lucas	07:34.8	+2:42.5	3:09.6 (67)	1:53.0 (74)	2:32.2 (79)
45.	118	FROISSANT Victor	07:39.8	+2:47.5	3:11.4 (68)	1:53.7 (75)	2:34.7 (81)
46.	122	COUDURIER Thomas	08:00.4	+3:08.1	3:14.0 (74)	1:52.9 (73)	2:53.5 (84)
47.	139	MARGARIT Gabin	08:00.8	+3:08.5	3:26.1 (84)	2:00.3 (80)	2:34.4 (80)
48.	133	ARNAUD Jules	09:36.2	+4:43.9	4:08.4 (88)	2:21.3 (85)	3:06.5 (86)

Vercors Bike Expériences 2026

Classement scratch

Rang	Dos.	Nom	Temps Cumulé	Ecart	SP1	SP2	SP3	SP4
U15 F								
1.	4	 WIRTZ MAI Lan	08:12.0	+59.7	2:15.4 (20)	1:16.0 (18)	1:28.6 (9)	3:12.0 (47)
2.	2	 AMDOUNI Léïa	08:20.8	+1:08.5	2:20.3 (33)	1:19.7 (29)	1:37.6 (33)	3:03.2 (31)
3.	3	 FLEURY Mélisse	08:32.0	+1:19.7	2:22.5 (37)	1:22.6 (41)	1:39.4 (37)	3:07.5 (35)
4.	1	 PONCET Léna	09:12.6	+2:00.3	2:33.9 (50)	1:26.3 (51)	1:45.2 (52)	3:27.2 (56)
5.	5	 FERLET Nora	09:25.1	+2:12.8	2:33.9 (51)	1:33.4 (59)	1:48.9 (54)	3:28.9 (57)



Vercors Bike Expériences 2026

Classement scratch

Rang	Dos.	Nom	Temps Cumulé	Ecart	SP1	SP2	SP3	SP4
U15 G								
1.	7	 FLOURET Timothée	07:16.0	+03.7	2:02.9 (2)	1:11.3 (5)	1:21.6 (2)	2:40.2 (2)
2.	6	 PERROT Nino	07:25.8	+13.5	2:12.3 (13)	1:09.9 (3)	1:22.3 (3)	2:41.3 (3)
3.	8	 SMITH Kiran	07:27.4	+15.1	2:05.3 (4)	1:12.5 (6)	1:25.2 (5)	2:44.4 (5)
4.	32	 BESSE-GIRLANDO Basile	07:42.8	+30.5	2:13.0 (15)	1:12.8 (7)	1:28.3 (8)	2:48.7 (9)
5.	9	 VIDAL Carl	07:43.8	+31.5	2:08.2 (7)	1:14.2 (10)	1:29.0 (11)	2:52.4 (16)
6.	36	 GARCIN Baptiste	07:50.0	+37.7	2:16.2 (23)	1:16.2 (19)	1:28.1 (7)	2:49.5 (10)
7.	18	 GRAIL Clément	07:51.4	+39.1	2:14.4 (18)	1:14.8 (13)	1:30.2 (15)	2:52.0 (13)
8.	12	 MEDURI Keziah	07:53.7	+41.4	2:14.2 (16)	1:16.8 (21)	1:30.5 (18)	2:52.2 (14)
9.	28	 VANTALON Robin	07:56.7	+44.4	2:16.1 (22)	1:18.7 (26)	1:30.4 (16)	2:51.5 (12)
10.	11	 ROCHETTE Auguste	08:02.8	+50.5	2:16.5 (24)	1:18.6 (25)	1:32.3 (22)	2:55.4 (22)
11.	17	 ARNAUD Diego	08:10.9	+58.6	2:16.7 (26)	1:19.4 (28)	1:35.8 (28)	2:59.0 (25)
12.	37	 GUINARD Anatole	08:11.4	+59.1	2:22.4 (36)	1:18.9 (27)	1:32.3 (21)	2:57.8 (23)
13.	15	 MOINY Paul	08:11.9	+59.6	2:19.9 (29)	1:18.4 (23)	1:35.4 (26)	2:58.2 (24)
14.	38	 BORCIER Valaric	08:16.5	+1:04.2	2:34.7 (53)	1:18.5 (24)	1:30.2 (13)	2:53.1 (19)
15.	20	 DESAUNAY Rémi	08:17.0	+1:04.7	2:14.3 (17)	1:20.7 (33)	1:37.5 (32)	3:04.5 (33)
16.	13	 CHAIX JIGUET Mathis	08:17.8	+1:05.5	2:12.9 (14)	1:15.0 (15)	1:40.3 (40)	3:09.6 (43)
17.	19	 RAJI Ismaël	08:20.0	+1:07.7	2:20.4 (34)	1:20.9 (35)	1:35.7 (27)	3:03.0 (30)
18.	44	 ZISSWILLER Gabin	08:20.2	+1:07.9	2:16.5 (25)	1:20.8 (34)	1:39.4 (38)	3:03.5 (32)
19.	43	 MOINY Stan	08:25.7	+1:13.4	2:26.4 (43)	1:21.7 (37)	1:36.0 (30)	3:01.6 (27)
20.	14	 PENSATO DESMARTIN Elio	08:26.7	+1:14.4	2:20.0 (30)	1:20.6 (32)	1:38.8 (36)	3:07.3 (34)
21.	22	 DEMETRIO Hugo	08:29.2	+1:16.9	2:19.4 (28)	1:22.3 (39)	1:37.4 (31)	3:10.1 (45)
22.	21	 GARCIA Bastien	08:31.8	+1:19.5	2:20.0 (31)	1:23.1 (45)	1:40.6 (43)	3:08.1 (38)
23.	24	 LAFFONT Théo	08:36.0	+1:23.7	2:24.1 (39)	1:24.0 (47)	1:40.4 (41)	3:07.5 (36)
24.	26	 ROY Camille	08:37.7	+1:25.4	2:25.7 (41)	1:22.9 (43)	1:40.1 (39)	3:09.0 (41)
25.	35	 VERILHAC Paul	08:41.3	+1:29.0	2:27.4 (45)	1:22.9 (44)	1:41.0 (45)	3:10.0 (44)
26.	25	 MÉRIGUET Romain	08:41.6	+1:29.3	2:22.9 (38)	1:24.1 (48)	1:41.9 (47)	3:12.7 (48)
27.	16	 UTILLE-GRAND Thomas	08:47.1	+1:34.8	2:33.8 (49)	1:24.8 (49)	1:40.6 (42)	3:07.9 (37)
28.	27	 PERCHERON Paul	08:48.2	+1:35.9	2:26.1 (42)	1:22.7 (42)	1:49.9 (55)	3:09.5 (42)
29.	23	 MONJO Ewen	08:50.1	+1:37.8	2:36.5 (54)	1:23.7 (46)	1:41.6 (46)	3:08.3 (39)
30.	49	 GAMMELLA Guillaume	08:57.0	+1:44.7	2:39.7 (57)	1:19.9 (31)	1:37.9 (35)	3:19.5 (52)
31.	30	 MOHYLIANSKYI Vladyslav	09:00.6	+1:48.3	2:26.8 (44)	1:27.2 (52)	1:43.4 (50)	3:23.2 (54)
32.	40	 FAUVELET Mael	09:06.3	+1:54.0	2:32.3 (48)	1:27.4 (53)	1:48.6 (53)	3:18.0 (51)
33.	31	 BOUCHET Tom	09:15.3	+2:03.0	2:31.9 (46)	1:27.7 (54)	1:51.1 (57)	3:24.6 (55)
34.	42	 CORNU Jack	09:20.7	+2:08.4	2:38.9 (56)	1:29.0 (55)	1:50.2 (56)	3:22.6 (53)
35.	45	 TAMBARIN Loïs	09:26.1	+2:13.8	2:32.2 (47)	1:31.5 (57)	1:52.0 (58)	3:30.4 (58)
36.	46	 MARTINEZ Enzo	10:01.2	+2:48.9	2:46.8 (59)	1:35.8 (63)	2:00.9 (61)	3:37.7 (60)
37.	39	 GUITAY Étienne	10:06.8	+2:54.5	2:44.1 (58)	1:29.4 (56)	2:12.3 (64)	3:41.0 (63)
38.	41	 CARTIER Rémy	10:11.2	+2:58.9	2:52.9 (60)	1:37.6 (64)	2:01.6 (63)	3:39.1 (62)
39.	48	 BECK Lenny	10:13.0	+3:00.7	3:11.9 (61)	1:35.1 (61)	1:53.2 (59)	3:32.8 (59)
40.	29	 DESBOIS Martin	10:54.4	+3:42.1	3:40.8 (63)	1:31.6 (58)	1:54.8 (60)	3:47.2 (64)
41.	33	 NOIR Jule	13:09.2	+5:56.9	3:33.2 (62)	2:05.3 (65)	2:37.1 (65)	4:53.6 (65)
42.	47	 PEREZ LOUART Noé	13:41.2	+6:28.9	7:13.7 (64)	1:25.2 (50)	1:44.3 (51)	3:18.0 (50)
43.	10	 PERRAS Elliott	16:21.2	+9:08.9	10:45.3 (65)	1:15.9 (17)	1:30.2 (14)	2:49.8 (11)
















Vercors Bike Expériences 2026

Classement scratch

Rang	Dos.	Nom	Temps Cumulé	Ecart	SP1	SP2	SP3	SP4
U17 F								
1.	202	 GAMMELLA Heloise	07:52.3	+40.0	2:14.7 (19)	1:14.2 (9)	1:30.5 (17)	2:52.9 (18)
2.	201	 FLOURET Léonie	08:23.0	+1:10.7	2:25.6 (40)	1:21.3 (36)	1:34.5 (25)	3:01.6 (26)

Vercors Bike Expériences 2026

Classement scratch

Rang	Dos.	Nom	Temps Cumulé	Ecart	SP1	SP2	SP3	SP4
U17 G								
1.	210	 CHEVALIER Lucien	07:12.3	--	2:04.8 (3)	1:09.8 (2)	1:20.0 (1)	2:37.7 (1)
2.	214	 BOISSON Augustin	07:17.0	+04.7	2:01.1 (1)	1:09.6 (1)	1:24.7 (4)	2:41.6 (4)
3.	208	 GRONDIN Timoé	07:35.6	+23.3	2:05.8 (5)	1:13.3 (8)	1:28.1 (6)	2:48.4 (8)
4.	209	 FAURE Mattéo	07:41.4	+29.1	2:09.6 (8)	1:14.9 (14)	1:28.7 (10)	2:48.2 (7)
5.	215	 YAPUR MEYNIER Andreas	07:45.8	+33.5	2:09.6 (9)	1:14.3 (11)	1:29.6 (12)	2:52.3 (15)
6.	217	 CHAVANE Noé	07:48.8	+36.5	2:07.6 (6)	1:10.3 (4)	1:43.4 (49)	2:47.5 (6)
7.	211	 DERENNE Quentin	07:52.5	+40.2	2:09.9 (10)	1:14.5 (12)	1:32.7 (23)	2:55.4 (21)
8.	205	 CHEVANNE Matthieu	07:53.0	+40.7	2:10.7 (12)	1:15.1 (16)	1:32.7 (24)	2:54.5 (20)
9.	219	 JOUSSE Corentin	07:59.1	+46.8	2:18.4 (27)	1:16.6 (20)	1:31.4 (20)	2:52.7 (17)
10.	203	 CARRIZOSA PILLONI Joaquin	08:02.2	+49.9	2:10.7 (11)	1:18.0 (22)	1:31.4 (19)	3:02.1 (28)
11.	212	 YAHIAOUI Oscar	08:22.2	+1:09.9	2:21.8 (35)	1:19.9 (30)	1:37.9 (34)	3:02.6 (29)
12.	206	 ANTOINE Nicolas	08:31.3	+1:19.0	2:20.2 (32)	1:21.8 (38)	1:40.7 (44)	3:08.6 (40)
13.	204	 BOUVARD Paul	08:37.5	+1:25.2	2:15.9 (21)	1:34.6 (60)	1:36.0 (29)	3:11.0 (46)
14.	218	 IMBERT Quentin	08:54.4	+1:42.1	2:34.1 (52)	1:22.5 (40)	1:42.2 (48)	3:15.6 (49)
15.	213	 PETZL Guillaume	09:52.5	+2:40.2	2:37.2 (55)	1:35.3 (62)	2:01.3 (62)	3:38.7 (61)